

Best Practices in Student Veteran
Academic Success:
Measuring Success

11th Annual Texas Veterans Higher Education Symposium

Mike Dvoracek



Overview

- Demographics
- Trends
- Measurement Efforts
- Programs
- Way Ahead
- Questions



Texas A&M University - College Station, TX

64,300 Total Students

51,625 Undergraduate

12,675 Graduate/Pro

Fall 2019 Registrar Data – College Station Campus



Veterans at A&M

1,222 Student Veterans - - 53% Graduate/Pro students*

Average length of service just under 6 years

~ 28% Still serving (Active, Guard, Reserve)

~ 49% Have families/married

~ 52% Combat vets

~ 64% Transfer students

~ 41% 1st generation*

~ 17% Female*

Average age UG is ~27, G/P ~34*

Only 55% used VA Benefits, ~12% Hazlewood*



Trends at A&M

3.0 Average GPA

91% 2.0 or better

Slightly below overall student population (3.1, 93%)

Gap closes as class increases



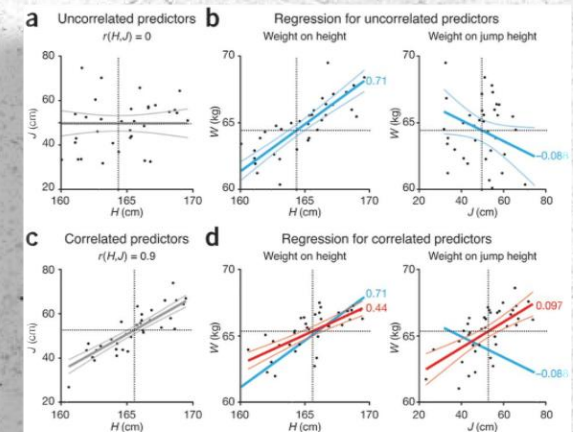
Academic Measurement Efforts

Fall 2016: “Measure something”
= SGPA, CGPA

Spring 2017: “So what?”
Compare Populations
Develop programs

Fall 2017: “Better Data”
Breakouts, Tracking

Ongoing: “Get better each iteration”



Programs

- Academic Focus List
- ASC Certificate Program/Success Plans
- Veteran Academic Academy



Academic Focus List

First Name	Major	Spring 18 SGPA	Spring 18 CGPA	Summer 18 SGPA	Summer 18 CGPA	Fall 18 Focus List Y/N	Summer 18 Comment (13 Aug 18)
JV	GIST	0.500	2.046	1.500	2.000	Y	1xF, 14 hrs Fall 18
A	SOCI	2.000	2.000			Y	13 hrs Fall 18
A	PSYC	1.333	2.142			Y	13 hrs Fall 18
D	GEST	2.230	1.931			Y	6 hrs Fall 18
M	MEEN	0.800	1.652	2.000	1.741	Y	16 hrs Fall 18
M	RENR	2.428	2.887			Y	13 hrs Fall 18
A	ANSC	2.000	2.705			Y	10 hrs Fall 18
D	RPTS	2.666	1.500			Y	12 hrs Fall 18
K	USAL	2.250	3.059			Y	15 hrs Fall 18
D	ESET	2.000	2.115			Y	14 hrs Fall 18
N	TEAM	2.000	2.625			Y	3 hrs Fall 18
A	POLS	2.000	2.000			Y	1xI Spr 18, 9 hrs Fall 18

Proactive engagement

Individual screening

Personal contacts

ASC Certificate Program - Success Plan



- ASCC 101 Class
- Workshop Series
- Academic Coaching


Academic Coaching – Collaborative relationship, Focuses on student's personal/professional goals by: Developing self-awareness; Strength building; Academic planning; Definition of student's purpose, interests and values in order to aid in completion of the degree.

National Academic Advising Association



ASC Programs- Results


Individual Coaching
Average SGPA
+ 0.95



Workshop Series
Average SGPA
+ 0.82



Did Not Use Services
Average SGPA
+/- 0.1



Veteran Academic Academy

- Proactive engagement
- First term student veterans
- 5 hour workshop
 - Transition from military education/CC
 - Academic skills refresher
 - Metacognitive strategies
 - Social transitions (veteran peer mentors)
- Improved 1st semester GPA
- Increased retention



Veteran Academic Academy Results

Veteran Academic Academy	Fall 17 Cohort	Spring 18 Cohort	Fall 18 Cohort	Spring 19 Cohort
Fall 17 Avg – Med GPA	3.229 – 3.000			
Persistence	100%			
Spring 18 Avg – Med GPA	2.841 – 3.142	3.045 – 3.529		
Persistence	87%	88%		
Fall 18 Avg – Med GPA	3.181 – 3.250	2.835 – 3.471	3.234 – 3.307	
Persistence	87%	88%	96%	
Spring 19 Avg – Med GPA	3.139 – 3.250	3.084 – 3.200	3.130 – 3.500	3.285 – 3.250
Persistence	76% 2 Grad	88% 1 Grad	96%	100%

All Cohorts

91% Persistence

1st Sem GPA

Avg – 3.223

Med – 3.239

Current CGPA

Avg – 3.238

Med – 3.307



Way Ahead

- Improve measurement and assessment
 - Definitive database(s)
 - Analysis
- Inform programs and decisions

What works for you?
What are your best
practices?



Questions?

